

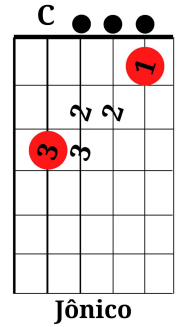
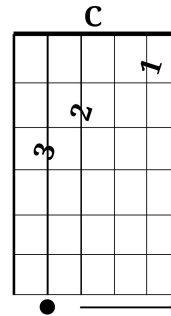


Relação Acorde X Escala 1

(CAGED na 1ª Posição do Campo Harmônico de Dó Maior)

C

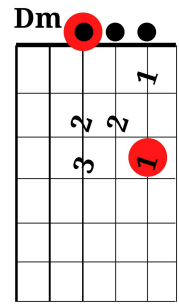
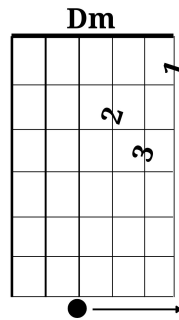
TAB 3 0-2-3 0-2 0 1-0 2-0 3-2-0 3



Jônico

4 Dm

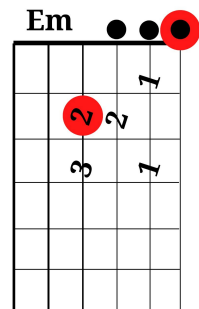
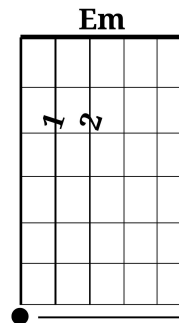
TAB 0 2-3 0-2 0-1 3-1-0 2-0 3-2 0 0



Dórico

7 Em

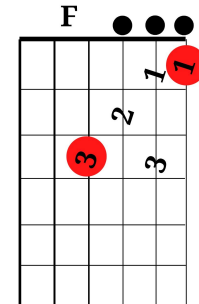
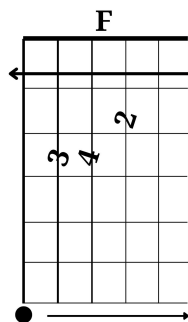
TAB 2 3 0-2 0-1-3 0 3-1-0 2-0 3 2



Frígio

10 F

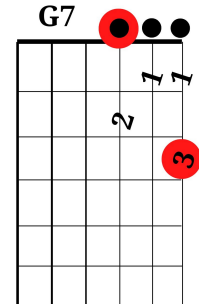
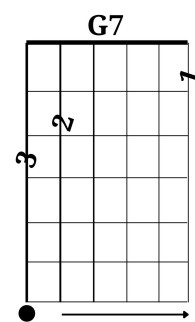
TAB 3 0-2 0-1-3 0 1-0 3-1-0 2-0 3



Lídio

13 G7

TAB 0 2 0-1-3 0-1 3-1-0 3-1-0 2 0



Mixolídio

2

16 Am

Musical notation for Am chord at measure 16. The treble clef staff shows a melody of eighth notes: G2, A2, B2, C3, D3, E3, F3, G3, A3, B3, C4, D4, E4, F4, G4. The guitar TAB staff shows the following fret numbers: 0-2-3, 0-2-3, 0-2-0, 3-2-0, 3-2-0, 0.

Fingering diagram for Am chord in the 5th position. The strings are numbered 1 to 6 from top to bottom. Fingering: 2, 3, 1.

Fingering diagram for Am chord in the 1st position. The strings are numbered 1 to 6 from top to bottom. Fingering: 2, 2, 2, 3, 3. The 1st, 2nd, and 3rd strings are highlighted in red.

19 Bm7(b5)

Musical notation for Bm7(b5) chord at measure 19. The treble clef staff shows a melody of eighth notes: B2, C3, D3, E3, F3, G3, A3, B3, C4, D4, E4, F4, G4, A4, B4. The guitar TAB staff shows the following fret numbers: 2-3, 0-2-3, 0-2, 0-2-0, 3-2-0, 3, 2.

Fingering diagram for Bm7(b5) chord in the 5th position. The strings are numbered 1 to 6 from top to bottom. Fingering: 1, 2, 3, 4.

Fingering diagram for Bm7(b5) chord in the 1st position. The strings are numbered 1 to 6 from top to bottom. Fingering: 2, 2, 2, 3, 3. The 1st, 2nd, and 3rd strings are highlighted in red.

22 C

Musical notation for C chord at measure 22. The treble clef staff shows a melody of eighth notes: C2, D2, E2, F2, G2, A2, B2, C3, D3, E3, F3, G3, A3, B3, C4. The guitar TAB staff shows the following fret numbers: 3, 0-2-3, 0-2, 0-1-0, 2-0, 3-2-0, 3.

Fingering diagram for C chord in the 5th position. The strings are numbered 1 to 6 from top to bottom. Fingering: 3, 2, 1.

Fingering diagram for C chord in the 1st position. The strings are numbered 1 to 6 from top to bottom. Fingering: 3, 2, 2, 1. The 1st and 3rd strings are highlighted in red.

OBS No sistema CAGED, evita-se o uso das cordas soltas, para poder aproveitar as digitações. Nesse caso essa primeira posição, seria considerada a 5º posição do tom de dó só que uma oitava acima na 12ª casa. Eu particularmente não descarto as digitações de cordas soltas, já que elas existem e vão ser usadas na prática.